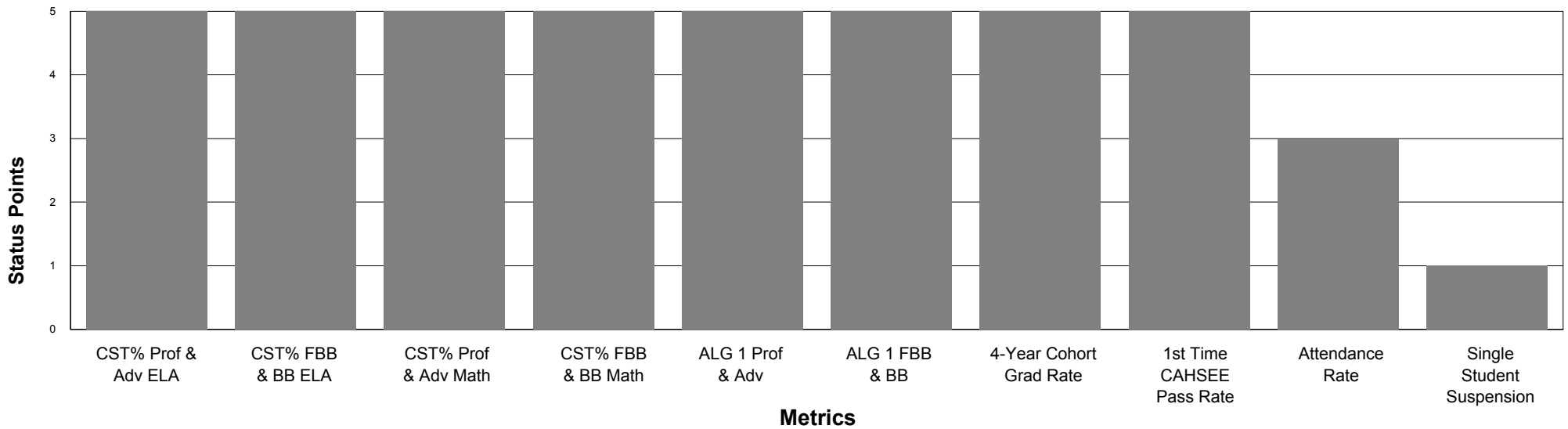


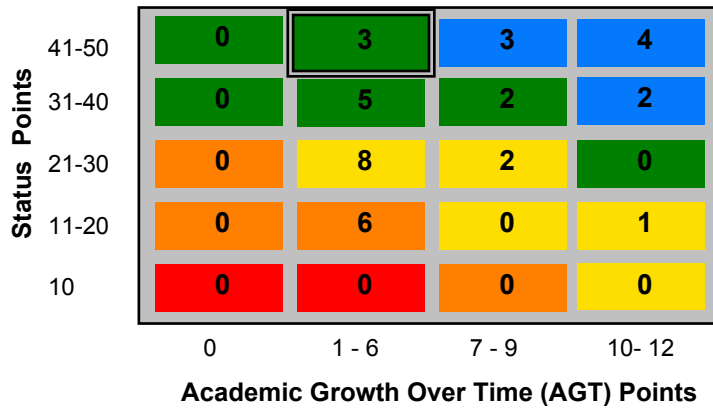
School Performance Framework

HIGHTECH LA (ESC N)

Status Performance Snapshot from 2012 - 13 (y-axis)



Independent Charter High Schools *




Color	Classification
Blue	Excelling
Green	Achieving
Yellow	Service & Support
Orange	Watch
Red	Focus

Growth Performance Snapshot (x-axis) (3-Year Averages)

- Algebra I AGT
Below Predicted (0 Points)
- ELA 9 AGT
At Predicted (1 Point)
- CAHSEE ELA AGT
At Predicted (1 Point)
- CAHSEE MATH AGT
Above Predicted (2 Points)

Last Year's SPF Classification (2012 - 2013)



This Year's SPF Classification (2013 - 2014)



* The number in each box represents the total number of Independent Charter Senior High Schools that fall within that performance tier, inclusive of Span Schools that are classified as Senior High Schools according to their API type. The highlighted box represents HIGHTECH LA's performance tier.